

Conflict Sensitivity

Rapid Analysis Form

(Draft)

What is conflict sensitivity rapid analysis?

This document is designed to be used in conjunction with the *Workshop on Conflict Sensitivity (August 2019 version)*. Conflict Sensitivity helps us work in conflict-affected environments by improving our understanding of the situation through analysis. It identifies programming opportunities and informs us of unintended consequences that contribute to violence, so that we can revise our work to reduce harmful outcomes and maximise positive impact.

Conflict Sensitivity Rapid Analysis serves as a snapshot, providing information on perceived changes at field level. It is not considered a replacement for a comprehensive conflict analysis assessment. Instead it functions as a supplement, providing regular internal updates that inform Country Office management of operational risks and opportunities so that action can be considered. Rapid analysis captures perceptions, conducted swiftly and informally. Consequently, information may be incomplete or unverified. All data in in this document should therefore be considered as indicators of change that may require further exploration. In line with organisational policies, Rapid Analysis documents should be stored securely according to General Data Protection Regulations.

For more information please contact your line manager or the Community Safety Advisor.

Part 1: Understanding the Context


This section provides a brief update on the operational context of the project. Please complete the sections below using data (photos and information) generated from analytical tools (see Conflict Sensitivity Toolkit).

Community Map

A.1 In the box below, please insert a photo of the map generated in the *Community Map* activity as described in the *Conflict Sensitivity Rapid Analysis toolkit*.




Please provide any additional information below:



Historical Events – Timeline

A.2 In the box below, please insert a photo of the timeline generated during the *Timeline River* activity as described in the *Conflict Sensitivity Rapid Analysis toolkit*.



Please document the main events from the timeline in the table below.

Date of when the event occurred	Title of the event	Description of what happened during the event

Draft Internal Document

Factors







A.3 Brainstorm in your team and discuss influential factors (e.g. groups, individuals, places, triggers, events) both positive and negative that could affect the context. In the tables below, provide a description of the key factors that could affect the context.

Capacities for Peace / Connectors	
E.g. active engagement of women and youth in local dialogue, presence of faith leaders, areas with fewer armed actors present, place of worship used for intercommunal dialogue, duty bearers engaging public, more school teachers, electricity available, improved telecommunications, informal justice system incorporates human rights, market reopened.	
Key positive factors	How positive factors could affect the context?

Sources of Tension / Dividers	
E.g. new armed actors, increased availability of weapons, increase in fear at community level, humanitarian access blocked, areas with presence of armed actors, military coup, human rights/IHL violations by armed actors, increase in forced displacement, rise in unemployment, public health outbreak, widespread corruption, no functioning justice system.	
Key challenging factors	How challenging factors could affect the context?







Gender Analysis

A.4 Document information about the roles and impact of young women and older women in conflict/peace based on the findings from the 'Gender roles and Conflict' exercise found in the Conflict Sensitivity Analysis toolkit.

	Conflict		Peace	
	Roles 	Impact 	Roles 	Impact 
Young Women  <small>Created by Graphic Designer from Noun Project</small>				
Older Women  <small>Created by Graphic Designer from Noun Project</small>				

Draft Internal Document

A.5 Document information about the roles and impact of young men and older men in conflict/peace based on the findings from the 'Gender roles and Conflict' exercise found in the Conflict Sensitivity Analysis toolkit.

	Conflict		Peace	
	Roles 	Impact 	Roles 	Impact 
Young Men  <small>Created by Graphic Engineer from Noun Project</small>				
Older Men  <small>Created by Graphic Engineer from Noun Project</small>				

Draft Internal Document

Trends – Snapshot

Discuss the questions below in your groups and provide an answer to each one. Please provide additional information describing why changes have occurred.

A.6 How has the political situation changed compared to _____ ago?

In the box below, describe why changes to the political situation have occurred.

(e.g. upcoming elections, new laws, change of political figures, new peace agreement.)

A.7 How has the local economy changed compared to _____ ago?

In the box below, describe why changes to the local economy have occurred

(e.g. unemployment rate dropped, market prices risen, foreign investment.)

A.8 How have social relations changed compared to _____ ago?

In the box below, describe why changes to social relations have occurred. (e.g. levels of trust between communities, IDP situation, demonstrations.)

A.9 How has the safety situation changed compared to _____ ago?

In the box below, describe why changes to the safety situation have occurred. (e.g. violence, armed conflict, GBV, crime, presence of armed actors.)

A.10 How has access changed compared to _____ ago?

In the box below, describe why changes in access have occurred. (e.g. more conflict, government restrictions, roads washed away).

A.11 How has the climate changed compared to _____ ago?

In the box below, describe how recent climatic changes have affected the area.

(e.g. communal violence over access to land in the dry season, displacement due to flooding).

Stakeholder Analysis

A.12 In the box below, please insert a photo of the map generated in the *Stakeholder Analysis* activity as described in the *Conflict Sensitivity Rapid Analysis toolkit (August 2019)*.

Draft Internal Document

Please document the key stakeholders in the table below.

[illegible]

Part 2 Understanding the two-way interaction between project activities and the context

This section provides an update on the two-way interaction between the project activities and the context. In your team discuss the questions below and select an answer from the drop-down menu. Please provide additional information describing what changes have occurred and why.

B.1 How is the interaction between the project and authorities compared to X months ago?

In the box below describe what changes (if any) have occurred and why.

B.2 How is the interaction between the project and communities compared to X months ago?

In the box below describe what changes (if any) have occurred and why.

B.3 How is the interaction between DCA staff and partners compared to X months ago?

In the box below describe what changes (if any) have occurred and why.

B.4 How is the interaction between DCA staff compared to X months ago?

In the box below describe what changes (if any) have occurred and why.

B.5 How is the current workload for staff and partners in the project areas?

In the box below describe what changes (if any) have occurred and why.

Draft Internal Document

B.6 As a team brainstorm potential risks, discussing the questions below. Discuss the questions in the table below to identify risks (e.g. negatively affect activities, harm people). Please document your findings in the table.

Rapid Risk Identification Table				
Identify and describe project related risks? (e.g. fraud, corruption, poor communication, poor relations, governance, political, instability, violence, safety concern, crime)	How likely is this risk to occur?	How could this risk affect the project's activities?	Could this risk cause harm to someone? Who? What? When? Where? Why? How?	What could be done to minimise the possibility of this risk occurring and reduce its impact?

Draft Internal Document

B.7 As a team, brainstorm potential opportunities that could improve project activities. Discuss the questions in the table below to identify opportunities. Please document your findings in the table.

Rapid Opportunity Identification Table			
Identify project opportunities? (e.g. project area, funding opportunities, new partners, expanded activities, improved access)	Are there any risks associated with this opportunity? if so, please include more details in the risk identifier.	How could this opportunity improve project activities?	What could be done to promote this opportunity?

Draft Internal Document

Part 3: Acting to minimise negative impact and maximise positive impact

This section provides recommended actions to management at Country Office level, allowing for options to be carefully considered before project activities are adjusted.

Discuss the questions below in your groups and select an answer from the drop-down menu. Please provide additional information describing what changes have occurred and why.

C.1 Based on all the information provided above in this form, what areas of programming would you change over the next 3-6 months?

☐ Activity locations ☐ Type of stakeholders ☐ Safety

☐ Strategic approach ☐ Stakeholder trust and relations ☐ Other:

C.2 In the box below please describe why you chose each of the issues indicated above, what changes should be made and how you think such changes should be implemented.

C.3 What other recommendations would you provide regarding project activities during the next 3-6 months?

C.4 Please note any additional comments or suggestions below:

Conflict Sensitivity Rapid Analysis Form

Completed by

in

on

Sent to